

# VigiAccess

Note: Result is presented for the active ingredient, often including more than one brand name

*Vacuna COVID-19 Pfizer BioNTech* contains the active ingredient **COVID-19 vaccine**  
There are **5 768 043** reports with this active ingredient

## Reported potential side effects

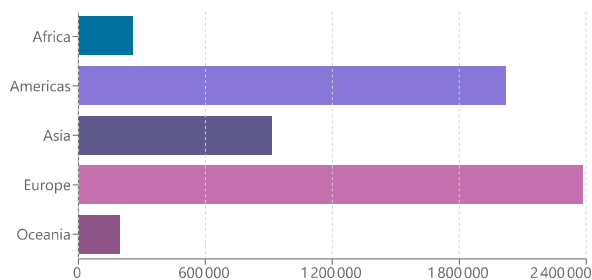
- › Blood and lymphatic system disorders (2%, 239 038 ADRs)
- › Cardiac disorders (3%, 328 487 ADRs)
- › Congenital, familial and genetic disorders (0%, 4 341 ADRs)
- › Ear and labyrinth disorders (1%, 151 178 ADRs)
- › Endocrine disorders (0%, 13 080 ADRs)
- › Eye disorders (1%, 170 322 ADRs)
- › Gastrointestinal disorders (7%, 961 708 ADRs)
- › General disorders and administration site conditions (26%, 3 409 393 ADRs)
- › Hepatobiliary disorders (0%, 12 994 ADRs)
- › Immune system disorders (1%, 121 688 ADRs)
- › Infections and infestations (5%, 654 023 ADRs)
- › Injury, poisoning and procedural complications (3%, 370 015 ADRs)
- › Investigations (6%, 804 892 ADRs)
- › Metabolism and nutrition disorders (1%, 102 312 ADRs)
- › Musculoskeletal and connective tissue disorders (11%, 1 407 729 ADRs)

# VigiAccess

- Nervous system disorders (10%, 2 145 755 ADRs)
- Pregnancy, puerperium and perinatal conditions (0%, 13 928 ADRs)
- Product issues (0%, 10 819 ADRs)
- Psychiatric disorders (2%, 250 478 ADRs)
- Renal and urinary disorders (0%, 46 836 ADRs)
- Reproductive system and breast disorders (2%, 279 263 ADRs)
- Respiratory, thoracic and mediastinal disorders (4%, 553 086 ADRs)
- Skin and subcutaneous tissue disorders (5%, 638 094 ADRs)
- Social circumstances (0%, 47 146 ADRs)
- Surgical and medical procedures (1%, 120 490 ADRs)
- Vascular disorders (2%, 242 928 ADRs)

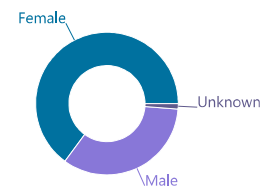
## Geographical distribution

 Chart  Table



## Patient sex distribution

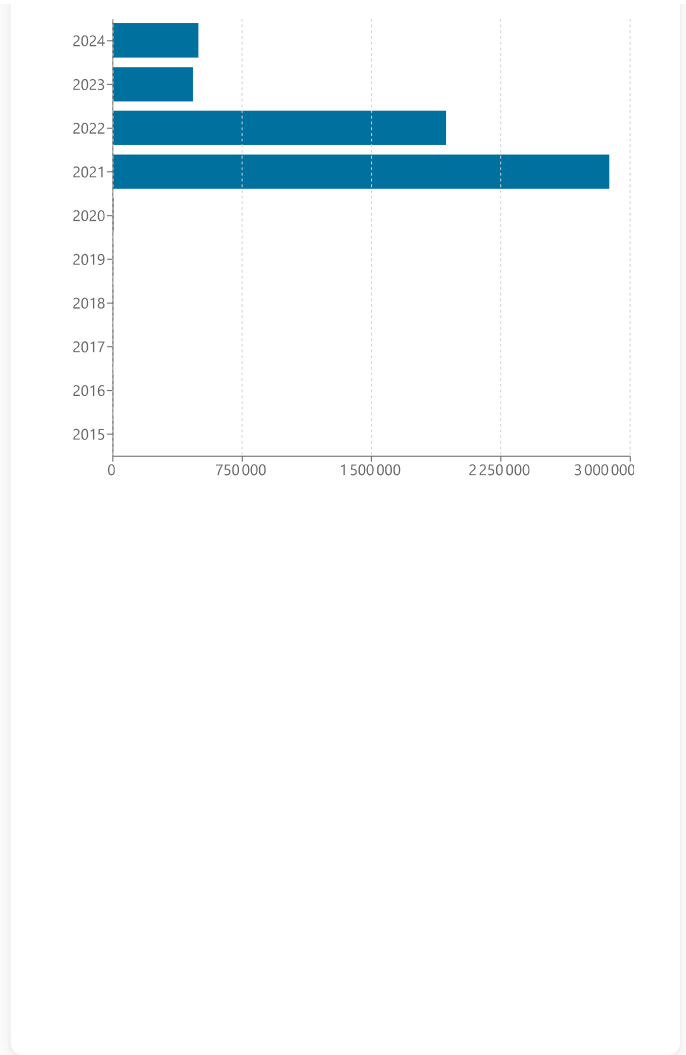
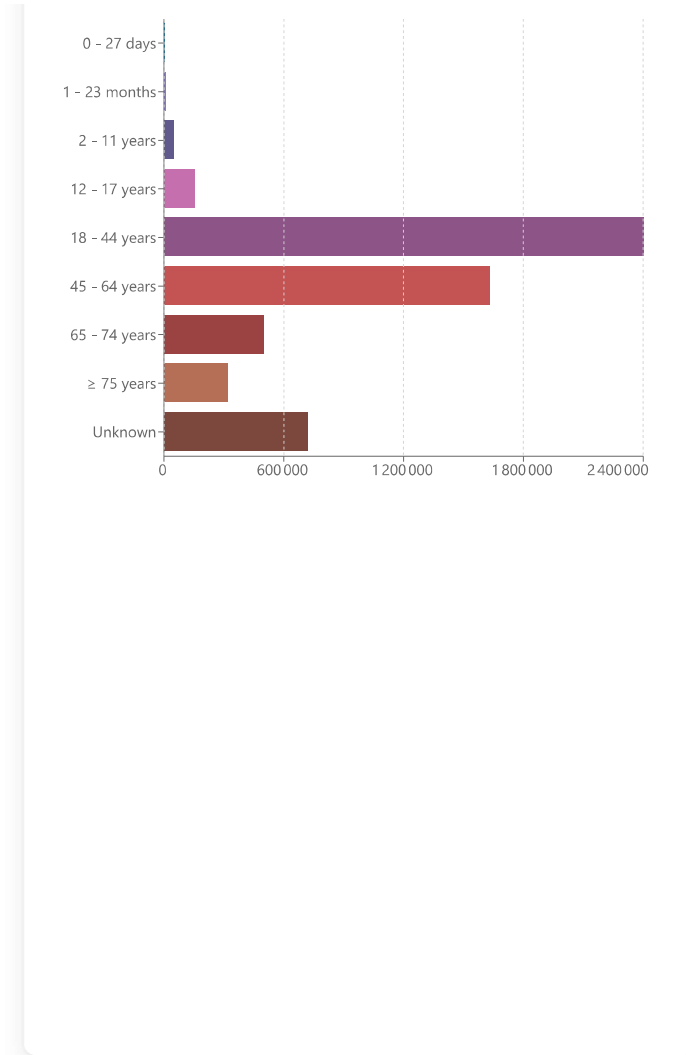
 Chart  Table



## Age group distribution

## ADR reports per year

# VigiAccess



Current data set date is 17/11/2024. The dataset is normally updated on Sundays at 17:00 CET ( $\pm$  1 hour).



VigiAccess is developed and maintained by the WHO Collaborating Centre for International Drug Monitoring, Uppsala Monitoring Centre on behalf of WHO